



A0 Respondent Information (Not for Publication)

Name:
Title:

Carol Pepin

Associate
Transfer Associate

B. ENROLLMENT AND PERSISTENCE

B1 Institutional Enrollment - Men and Women

Provide numbers of students for each of the following categories as of the institution's official fall reporting date or as of October 19, 2022.

- Note: Report students formerly designated as "first professional" in the graduate cells.
- For information on reporting study abroad students please see: This Document at NCES.GOV
- If your institution collects and reports non-binary gender data, please use the "Another Gender" category.
- In cases where gender information is not provided, please distribute across the two-binary categories.

	FULL-TIME			PART-TIME		
	Men	Women	Another Gender	Men	Women	Another Gender
Undergraduates						
Degree-seeking, first-time, first-year	1,079	1,256				
Other first-year, degree-seeking	61	63				
All other degree-seeking	3,295	3,730				
Total degree-seeking	4,435	5,049	0	0	0	0
All other undergraduates enrolled						
Total undergraduates	4,435	5,049	0	0	0	0
Graduate						
Degree-seeking, first-time	456	666		130	183	
All other degree-seeking	1,034	1,521		540	602	
All other graduates enrolled in	4	3		49	62	
Total graduate	1,494	2,190	-	719	847	-
Total all students	5,929	7,239	0	719	847	0

Total all undergraduates 9,484
 Total all graduate 5,250
GRAND TOTAL ALL STUDENTS 14,734

B2 Enrollment by Racial/Ethnic Category.

Provide numbers of undergraduate students for each of the following categories as of the institution's official fall reporting date or as of October 19, 2022.

- Include international students only in the category "Nonresidents."
- Complete the "Total Undergraduates" column only if you cannot provide data for the first two columns.
- Report as your institution reports to IPEDS: persons who are Hispanic should be reported only on the Hispanic line, not under any race, and persons who are non-Hispanic multi-racial should be reported only under "Two or more races."
- New guidance from IPEDS for reporting aggregate data:

Racial/ethnic designations are requested only for United States citizens, residents, and other eligible non-citizens. Eligible non-citizens include all students who completed high school or a GED equivalency within the United States (including DACA and undocumented students) and who were not on an F-1 non-immigrant student visa at the time of high school graduation.

More information about other eligible (for financial aid purposes) non-citizens is available at <https://studentaid.gov/understandaid/eligibility/requirements/non-us-citizens>.


Nonresident - A person who is not a citizen or national of the United States and who is in this country on a student visa or temporary basis and does not have the right to remain indefinitely. Do not include DACA, undocumented, or other eligible noncitizens in this category.



A Initial 2016 cohort of first-time, full-time, bachelor's (or equivalent) degree-seeking undergraduate students 298 497 1523 2318

B Of the initial 2016 cohort, how many did not persist and did not graduate for the following reasons:

6l 2owil wq: win0997 72(B)T-0.6 (31)-.6 (1)-02.6 (1)-0) EMC C Q BT /P <</MCID 225 34BDC -0.0 0g001 Tc 0.001 Tw 7.56 -0 0 7.56 177.96 419.23 Tm [(2)-0.6 (52)-1 EMC /P <</MCID 194 35BDC 7.73 0 Td [(4)-0.6 (52)-3 EMC



Initial 2015 cohort of first-time, full-

A



B13

B14

B15

B16

B17

B18

B19

B20

B21

B22. Retention Rates

0

0

B22

95%

C1-C2: Applications

15887
24459
2964
3765
1079

1253

40,494
6,748
2,335

C2

Yes
X

No

TOTAL

7660
4674
55

Is your waiting list ranked?

Yes

No
X

C3-C5: Admission Requirements

C3 High school completion requirement



Total academic units	20
English	4
Mathematics	4
Science	4
Of these, units that must be	4
Foreign language	4
Social studies	4
History	4
Academic electives	
Computer Science	
Visual/Performing Arts	
Other	

C6-C7: Basis for Selection

C6

other (explain):

C7

 Very Important Important Considered Not Considered



C8C Has been removed from the CDS.

C8D In addition, does your institution use applicants' test scores for academic advising?

- X Yes
- No

C8E Latest date by which SAT or ACT scores must be received for fall-term admission 1/3
 Latest date by which SAT Subject Test scores must be received for fall-term admission 1/3

C8F If necessary, use this space to clarify your test policies (e.g., if tests are recommended for some students, or if tests are not required of some students due to differences by academic program, student academic background, or if other examinations may be considered in lieu of the SAT)

C8G

SAT

- X SAT Subject Tests
- X AP
- CLEP
- Institutional Exam
- State Exam (specify):

C9-C12: First-time, first-year Profile

C9 Percent and number of first-time, first-year students enrolled in Fall 2022 who submitted national standardized (SAT/ACT) test scores.

- Include information for ALL enrolled, degree-seeking, first-time, first-year students who submitted test scores.
- Do not include partial test scores (e.g., mathematics scores but not critical reading for a category of students) or combine other standardized test results (such as TOEFL) in this item.
- Do not convert SAT scores to ACT scores and vice versa.
- If a student submitted multiple sets of scores for a single test, report this information according to how you use the data. For example:
- If you consider the highest scores from either submission, use the highest combination of scores (e.g., verbal from one submission, math from the other).
- If you average the scores, use the average to report the scores.

	Percent	Number
Submitting SAT Scores	34%	800
Submitting ACT Scores	18%	415

For each assessment listed below, report the score that represents the 25th percentile (the score that 25 percent of the first-time, first-year population scored at or below) and the 75th percentile score (the score that 25 percent scored at or above).

Assessment	25th Percentile	50th Percentile	75th Percentile
SAT Composite	1450	1490	1520



D12-D17: Transfer Credit Policies
 D12 Report the lowest grade earned for any course that may be transferred for credit:

C

D13 Maximum number of credits or courses that may be transferred from a two-year institution:

	Number	Unit Type
--	--------	-----------

D14 Maximum number of credits or courses that may be transferred from a four-year institution:

	Number	Unit Type
	60	credits

D15 Minimum number of credits that transfers must complete at your institution to earn an associate degree:

D16 Minimum number of credits that transfers must complete at your institution to earn a bachelor's degree:

	60.00	credits
--	-------	---------

D17 Describe other transfer credit policies:

D18-D22: Military Service Transfer Credit Policies

D18 Does your institution accept the following military/veteran transfer credits:

American Council on Education (ACE)
 College Level Examination Program (CLEP)
 DANTES Subject Standardized Tests (DSST)

Yes	No
-----	----

D19 Maximum number of credits or courses that may be transferred based on military education evaluated by the American Council on Education (ACE):

	Number	Unit Type
--	--------	-----------

D20

	Number	Unit Type
--	--------	-----------

D21 Are the military/veteran credit transfer policies published on your website?

	Yes	No
--	-----	----

If yes, please provide the URL where the policy can be located:

D22 Describe other military/veteran transfer credit policies unique to your institution:



E1

X Accelerated program

- X Coed dorms
- Men's dorms
- X Women's dorms

X

- Fraternity/sorority housing
- Cooperative housing
- X Theme housing
- X Wellness housing
- X Living Learning
- X Other housing options
- Male Recovery House
(substance free living

G. ANNUAL EXPENSES

G0 Please provide the URL of your institution's net price calculator:

<https://npc.collegeboard.org/app/bc>

Provide 2023-2024 academic year costs of attendance for the following categories that are applicable to your institution.

Check here if your institution's 2023-2024 academic year costs of attendance are not available at this time and provide an approximate date (i.e., month/day) when your institution's final 2023-2024 academic year costs of attendance will be available:

G1 Undergraduate full-time tuition, required fees, room and board

G1	First-Year	Undergraduates
PRIVATE INSTITUTIONS		
Tuition:	\$66,410	\$66,410
PUBLIC INSTITUTIONS		
Tuition: In-district		
Tuition: In-state (out-of-district):		
Tuition: Out-of-state:		
Tuition: Non-resident		
FOR ALL INSTITUTIONS		
Required Fees	\$1,270	\$1,270
Room and Board (on-campus):	\$18,475	\$18,475
Room Only (on-campus):	\$10,470	\$10,470
Board Only (on-campus meal plan):	\$8,005	\$8,005

Other:

	Minimum	Maximum
G2	12	15
G3	Yes	No
		X
G4		X

G5	Residents	Commuters	Commuters
Books and supplies:	\$1,250	\$1,250	\$1,250
Room only:			\$9,324
Board only:		\$2,658	\$5,317
Room and board total*			
Transportation:	\$300	\$300	\$300
Other expenses:	\$1,900	\$2,200	\$1,900

G6
 PRIVATE INSTITUTIONS:
 PUBLIC INSTITUTIONS:
 In-district:
 In-state (out-of-district):

Out-of-state:	
NONRESIDENTS:	

H. FINANCIAL AID

Please refer to the following financial aid definitions when completing Section H.

Awarded aid: The dollar amounts offered to financial aid applicants.

Financial aid applicant: Any applicant who submits any one of the institutionally required financial aid applications/forms, such as the FAFSA.

Indebtedness: Aggregate dollar amount borrowed through any loan program (federal, state, subsidized, unsubsidized, private, etc.; excluding parent loans) while the student was enrolled at an institution.

Student loans co-signed by a parent are assumed to be the responsibility of the student and should be institutional scholarships and grants: Endowed scholarships, annual gifts and tuition funded grants for which the institution determines the recipient.

Financial need: As determined by your institution using the federal methodology and/or your institution's own standards.

Need-based aid: College-funded or college-administered award from institutional, state, federal, or other sources for which a student must have financial need to qualify. This includes both institutional and non-institutional student aid (grants, jobs, and loans).

Need-based scholarship or grant aid: Scholarships and grants from institutional, state, federal, or other sources for which a student must have financial need to qualify.

Need-based self-help aid: Loans and jobs from institutional, state, federal, or other sources for which a student must demonstrate financial need to qualify.

Non-need-based scholarship or grant aid: Scholarships and grants, gifts, or merit-based aid from institutional, state, federal, or other sources (including unrestricted funds or gifts and endowment income) awarded solely on the basis of academic achievement, merit, or any other non-need-based reason. When reporting questions H1 and H2, non-need-based aid that is used to meet need should be counted as need-based aid.

Note: Suggested order of precedence for counting non-need money as need-based:

- | | |
|----------------------------------|----------------------------|
| 1. Non-need institutional grants | 6. Non-need outside grants |
| 2. Non-need tuition waivers | 7. Non-need student loans |
| 3. Non-need athletic awards | 8. Non-need parent loans |
| 4. Non-need federal grants | 9. Non-need work |
| 5. Non-need state grants | |

Non-need-based self-help aid: Loans and jobs from institutional, state, or other sources for which a student need not demonstrate financial need to qualify.

Private student loans: A nonfederal loan made by a lender such as a bank, credit union or private lender used to pay for up to the annual cost of education, less any financial aid received.

External scholarships and grants: Scholarships and grants received from outside (private) sources that students bring with them (e.g., Kiwanis, National Merit scholarships). The institution may process paperwork to receive the dollars, but it has no role in determining the recipient or the dollar amount

Work study and employment: Federal and state work study aid, and any employment packaged by your institution in financial aid awards.

DO NOT INCLUDE ANY AID RELATED TO THE CARES ACT OR UNIQUE THE COVID-19

Aid Awarded to Enrolled Undergraduates

H1 Enter total dollar amounts awarded to enrolled full-time and less than full-time degree-seeking undergraduates (using the same cohort reported in CDS Question B1, "total degree-seeking" undergraduates) in the following categories.

- If the data being reported are final figures for the 2021-2022 academic year (see the next item below),
- Include aid awarded to international students (i.e., those not qualifying for federal aid).
- Aid that is non-need-based but that was used to meet need should be reported in the need-based aid
- For a suggested order of precedence in assigning categories of aid to cover need, see the entry for "non-
- Do NOT include any aid related to the CARES Act or unique to the COVID-19 pandemic.

Indicate the academic year for which data are reported for items H1, H2, H2A, and H6 below:

2022-2023	2021-2022
Final as of 8/6/23	

Which needs-analysis methodology does your institution use in awarding institutional aid? (Formerly H3)

<input type="checkbox"/>	Federal methodology (FM)
<input checked="" type="checkbox"/>	Institutional methodology (IM)
<input type="checkbox"/>	Both FM and IM

	Need-based	Non-need-
Scholarships/Grants	\$9,251,244	\$2,715,626
	\$1,500,850	
	\$149,732,791	\$6,119,901
	\$3,202,536	\$2,970,612
	\$163,687,421	\$11,806,139
Self-Help	\$11,908,670	\$3,139,204
	\$8,548,970	
	\$20,457,640	\$3,139,204
		\$41,095,380
	\$2,479,489	\$9,347,158
		\$457,694



M Average need-based loan (excluding PLUS loans, unsubsidized loans, and private alternative loans) of those in line f who were awarded a need-based loan \$ 3,336 \$ 4,492

H2A Number of Enrolled Students Awarded Non-need-based Scholarships and Grants: List the number of degree-seeking full-time and less-than-full-time undergraduates who had no financial need and who were awarded institutional non-need-based scholarship or grant aid.


- Numbers should reflect the cohort awarded the dollars reported in H1.
- In the chart below, students may be counted in more than one row, and full-time, first-time, first-year students should also be


	Full-time First-time First-year	Full-time Undergrad (Incl. Fresh.)	Less than Full-time Undergrad
N Number of students in line a who had no financial need and who were awarded institutional non-need-based scholarship or grant aid (exclude those who were awarded athletic awards and tuition benefits)	24	231	
O Average dollar amount of institutional non-need-based scholarship and grant aid awarded to students in line n	\$ 26,012	\$ 22,464	
P Number of students in line a who were awarded an institutional non-need-based athletic scholarship or grant	69	276	
Q Average dollar amount of institutional non-need-based athletic scholarships and grants awarded to students in line p	\$ 62,067	\$ 62,185	

Include:

- Students who transferred in.

H4





<p>Any loan program: Federal Perkins, Federal Stafford Subsidized and Unsubsidized, institutional, state, private loans that your institution is aware of, etc. Include both Federal Direct Student Loans and Federal Family Education Loans.</p>	978	45.32%	\$24,579
<p>Federal loan programs: Federal Perkins, Federal Stafford Subsidized and Unsubsidized. Include both Federal Direct Student Loans and Federal Family Education Loans.</p>	941	43.61%	\$15,949
<p>C Institutional loan programs.</p>	1	0.05%	\$45,040
<p>D State loan programs.</p>	12	0.56%	\$7,838
<p>E Private student loans made by a bank</p>	12	0.56%	\$7,838

Deadline for filing required financial aid forms: _____

No deadline for filing required forms (applications processed on a rolling basis)

H10 Indicate notification dates for first-year students (answer a or b):

a) Students notified on or about (date):
1-Apr _____

b) Students notified on a rolling basis:
 Yes
 No
If yes, starting date:

H11 Indicate reply dates:

Students must reply by (date):	5/1
or within _____ weeks of notification.	

Types of Aid Available

Please check off all types of aid available to undergraduates at your institution:

H12 Loans

<input checked="" type="checkbox"/>	Direct Subsidized Stafford Loans
<input checked="" type="checkbox"/>	Direct Unsubsidized Stafford Loans
<input checked="" type="checkbox"/>	Direct PLUS Loans
<input checked="" type="checkbox"/>	Federal Perkins Loans
<input checked="" type="checkbox"/>	Federal Nursing Loans
<input checked="" type="checkbox"/>	State Loans
<input type="checkbox"/>	College/university loans from institutional funds
<input type="checkbox"/>	Other (specify): _____

H13 Need Based Scholarships and Grants

<input checked="" type="checkbox"/>	Federal Pell
<input checked="" type="checkbox"/>	SEOG
<input checked="" type="checkbox"/>	State scholarships/grants
<input checked="" type="checkbox"/>	Private scholarships
<input checked="" type="checkbox"/>	College/university scholarship or grant aid from institutional funds
<input type="checkbox"/>	United Negro College Fund
<input type="checkbox"/>	Federal Nursing Scholarship
<input type="checkbox"/>	Other (specify): _____

H14 Check off criteria used in awarding institutional aid. Check all that apply.

	Non-Need Based	Need-Based
Academics	X	X
Alumni affiliation		X
Art		
Athletics	X	
Job skills		
ROTC	X	
Leadership	X	
Minority status		
Music/drama		
Religious affiliation		
State/district residency		

H15 If your institution has recently implemented any major financial aid policy, program, or initiative to make your institution more affordable to incoming students such as replacing loans with grants, or waiving costs for families below a certain income level please provide details below:

Are these policies related to the COVID-19 pandemic?

Yes
 No

I. INSTRUCTIONAL FACULTY AND CLASS SIZE

I-1. Please report the number of instructional faculty members in each category for **Fall 2022**. Include faculty who are on your institution's payroll on the census date your institution uses for IPEDS/AAUP.

The following definition of full-time instructional faculty is used by the American Association of University Professors (AAUP) in its annual Faculty Compensation Survey (the part time definitions are not used by AAUP). Instructional Faculty is defined as those members of the instructional-research staff whose major regular assignment is instruction, including those with released time for research. Use the chart below to determine inclusions and exclusions:

	Full-time	Part-time
A Instructional faculty in preclinical and clinical medicine, faculty who are not paid (e.g., those who donate their services or are in the military), or research-only faculty, post-doctoral fellows, or pre-doctoral fellows	Exclude	Include only if they teach one or more non-clinical credit courses
B Administrative officers with titles such as dean of students, librarian, registrar, coach, and the like, even though they may devote part of their time to classroom instruction and may have faculty status	Exclude	Include if they teach one or more non-clinical credit courses
C Other administrators/staff who teach one or more non-clinical credit courses even though	Exclude	Include
D	Exclude	Exclude
E	Include	Exclude
F	Exclude	Exclude
G	Exclude	Include

I-1.	Full-Time	Part-Time	Total
A	887	613	1500
B	199	118	317
C	384	368	752
D	503	245	748
E	14	10	24
F	856	273	1129
G	30	244	274
H	1	65	66
I	0	31	31
J	120	211	331

I-2.

11 to 1 (based on and 9484 901 students faculty).

I-3.

