




Introduction

S. ... W. ...

I. ... W. ...

T. ...

Integrated student support is a strategy for “promoting students’ academic success by securing and coordinating supports that target academic and non-academic barriers to achievement” in order to improve student outcomes.



INTEGRATED STUDENT SUPPORT IN ACTION

Fifth grader, Maya C.* walked into school crying. She was being bullied on the bus because she was picked up outside a homeless shelter, she explained to Mr. Williams*, a school staff member.

In some schools the conversation would stop there: bullies admonished, tears dried, and into the classroom, just another child who is part of a mounting wave of students experiencing homelessness.⁷

But in a growing number of places, Maya's tears activate a web of support. The staff person turns to an on-site coordinator who does daily check ins with Maya, helps her to talk with her teachers, reaches out to her family, and discovers that Maya and her three siblings lost everything and are in need of clothing, shoes, and basic school supplies. The coordinator also learned that the mother not only needs to find stable housing, but is now in an unfamiliar neighborhood and needs to know where to find food, a church, and transportation to her job.

The coordinator, who is the hub of a system of integrated support for children like Maya, will bring together the resources of the school and the resources of agencies and nonprofits across the city to help Maya's family, and keep Maya on track to succeed in school.

The coordinator will do this for each and every child in the school, year-in and year-out, because Maya and her siblings are not alone.

*Name has been changed for this report.

ef

Handwritten musical notation on a staff, including notes, rests, and dynamic markings such as *f* and *T*.

Impact of Integrated Sustainable Support

E
M

19
20
21
22

F
R AIR
C I S
C
23 F
24 T

T Building Assets, Reducing Risks (BARR)

T BARR

The B ine Ca efo In eg a ed S den S ppo

Leading to Change the Local Level

The current landscape

A
P
N
F
S
S
C
T
I
M
N
Y
H

B
S
I
S

“The integrated focus on academics, social services and community engagement leads to improved student learning, stronger families and healthier communities. Teachers can focus on teaching, knowing that their students’ other needs are being met.”

Spe in enden Pa IC ,A in
Independen School Di ic ,A in,Te a i

RECOMMENDATIONS fo Local Leade

To

Adop a hole comm ni , hole child
app oach

Articulate a vision. T

E

Convene stakeholders. S

I

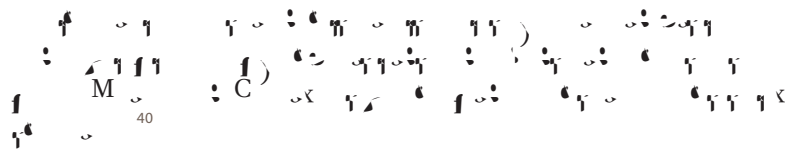
C
 ...
 ...
 ...
 ...
 ...

S
 ...
 ...
 ...
 ...
 ...
 ...
 ...
 ...

A CITY SUPERINTENDENT TAKES THE LEAD

“If we bring in other community partners, whether it is our community health agencies or our after-school providers, we begin to see a much more robust system of education that doesn’t rely on just one aspect to deliver and be all things to all people but rather we are actually much more successfully delivering a continuum or spectrum of support to the student, his or her family, and to the community.”

Rep e n a i e Sha on Tomiko San o ,
Wa hing on S a e ii




MORE DETAILS

For more on how to implement effective approaches in education, see the report, *Building the Foundation: A Blueprint for the 21st Century*, published by the Brookings Institution and the Center for Education Policy, www.brookings.edu/reports/building-the-foundation.

Engage data

Create individualized plans for every child and family. See



Use data generated to respond to demand and evaluate impacts. See



“In order to do this work well and think about integrated student supports for children...we need to understand that schools cannot do it alone. It’s pivotal to have the support and the engagement and the commitment from the key leaders in the city that have power to effect a good change on behalf of youth in the city.”

Margari, Stephanie
of Salem Public School, Salem, MA

SUMMARY

fo Local Leade

E: ... (text) ...

T: ... (text) ...

S: ... (text) ...

S: ... (text) ...

E: ... (text) ...

L: ... (text) ...

... (text) ...

... (text) ...

... (text) ...

RECOMMENDATIONS

fo S a e Leade

S... 49 S...
F S C S G...
C L C W... ESSA...
T I T IV... 50 N...
54

B...
55

Ad ance in eg a ed den ppo polic

A... M...
P... C... N... W... S...

I Michigan H B... 51

I Penn I ania H B... S... S... P... P...
T... 52

L... Califo nia... 53

S ppo adop ion of e idence-ba ed model

S... Indiana... ESSA...
T... FY... I... S... B... R...
R... B... C... H... E... C... I...
W... 54

I... Michigan... 55

Develop local implementation protocols and framework

Establish a research-based protocol or framework.

Establish a research-based protocol or framework. ⁵⁷ Bx

Wa hington Ma ach e

Wa hington I S P H B SHB

Ma ach e FY S C T B E S

Ne ada D T

Support local implementation with professional development, coaching, and technical assistance. I

Support local implementation with professional development, coaching, and technical assistance. I F D Ma ach e D E B C T C S A

Ne ada ESSA

Support development of a technology infrastructure. T :

... .. S H

T

... ..

... .. K

... .. V

... ..

... ..

A P E

... .. K

... ..

... ..

... ..

... .. K

... .. 66

A D

EMC P L EMC DC BT T

yr 1110 1 2 3 4
r ~ ' r r r r ~ r r r
o r ' r r r r r r ' f ' o
Y ~ R B : q S r r r r
: yr r r r
r r r r r ~ r r r r r r r
' r r ~ r r r
r r r ~ ' r r r r r r r r r r r 69

T yr r ~ ~ o r r r ' r r r r r r r r r r r r r r r r r r
o r
r
r
o r

H r
r
: r
C r
r
r
' r
r r

r r

So, we have to find the value of x and y such that $x + y = 10$ and $x - y = 2$. Adding these two equations, we get $2x = 12$, so $x = 6$. Substituting $x = 6$ into the first equation, we get $6 + y = 10$, so $y = 4$. Therefore, the solution is $x = 6$ and $y = 4$.

Reduce barriers to resource integration. To reduce barriers to resource integration, we need to focus on several key areas: communication, collaboration, and shared goals. First, we should establish clear lines of communication and ensure that all team members are kept informed. Second, we should encourage collaboration and teamwork, and provide opportunities for team members to work together. Finally, we should set clear, shared goals and ensure that all team members are working towards the same objectives. By focusing on these areas, we can reduce barriers to resource integration and improve our overall performance.

SUMMARY

fo S a e Leade

E... I... S...)

T... A...)

S...)

S... S...)

E...)

S...

...)

...)

...)

...)

Conclusion

The ... of ... is ...

I ...

By ...

ENDNOTES

1. Moore, K. & Emig, C. (2014). *Integrated student supports: A summary of the evidence for policymakers*. Bethesda, MD: Child Trends. Retrieved from [.childtrends.org/Reports.aspx?reportid=1403](https://www.childtrends.org/Reports.aspx?reportid=1403). *Note: The name has been changed in order to protect confidentiality.
2. National Center for Education Statistics (2017). *Number and percentage of public school students eligible for free or reduced-price lunch, by state: Selected years, 2000-01 through 2014-15*. Retrieved from https://nces.ed.gov/ipeds/data/ipeds_datacenter/ipeds_datacenter.asp

29. Cenefothing Child en. (2016). The impac of Ci Connec :S den o come .Che n Hill, MA: Cenefothing Child en, Bo on College; Lee-S . John, T.J., Wal h, M.E., Rac ek, A.E., V ille mie , C.E., Fole , C., Hebe le, A.,...Dea ing, E. (2018). The long- e m impac of emic den ppo in elemen a school: Red cing high school d o . *AERA Open*, 4(4), 1-16.
30. Lee-S . John, T.J., Wal h, M.E., Rac ek, A.E., V ille mie , C.E., Fole , C., Hebe le, A.,...Dea ing, E. (2018). The long- e m impac of emic den ppo in elemen a school: Red cing high school d o . *AERA Open*, 4(4), 1-16; Wal h, M.E., Lee-S . John, T., Rac ek, A.E., V ille mie , C., Fole , C., & Theodo akaki , M. (2017). *Reducing high school dropout through elementary school student support: An analysis including important sub-groups*. Che n Hill, MA: Cenefothing Child en, Bo on College; Dea ing, E., Wal h, M., Sible , E., Lee-S . John, T., Fole , C. & Rac ek, A. (2016). Can comm ni and school-ba ed ppo imp o e he achie emen of -gene a ion immig an child en a ending high-po e school ? *Child Development* 87(3), 883-897.
31. Sible , E., Theodo akaki , M., Wal h, M., Fole , C., Pe ie, J., & Rac ek, A. (2017). The impac of comp eh en i e den ppo on eache : Kno ledge of he hole child, cla oom p ac ice, and eache ppo . *Teaching and Teacher Education*, 65, 145-156; Bo man, T., Bo , J., O'B ien, B., Pa k, S.J. & Li , F. (2018). *I3 BARR validation study impact ndings: Cohorts 1 and 2*. Wa hing on, D.C.: Ame ican In i e fo Re ea ch.
32. Ma ach e In i e fo College and Ca ee Readine & Bo on College. (2017). *Understanding school climate and measurement: A research brief*. Re ie ed f om . [nniecen.eo.gov/ie/defal/le/Unde anding%20School%20Clima e%20Re ea ch%20B ief_0.pdf](https://www.nniecen.eo.gov/ie/defal/le/Unde anding%20School%20Clima e%20Re ea ch%20B ief_0.pdf); Bo man, T., Bo , J., O'B ien, B., Pa k, S.J., & Li , F. (2018). *I3 BARR validation study impact ndings: Cohorts 1 and 2*. Wa hing on, D.C.: Ame ican In i e fo Re ea ch; Pa i e., L. M., Co in, W., G ani o, K., Haide , Z., Some , M., & Ce na, O. (2017). *Two years of case management: Final ndings from the Communities In Schools random assignment evaluation*. Ne Yo k, NY: MDRC.
33. Bo den, A. B., Bel eld, C. R., Le in, H. M., Shand, R., Wang, A., & Mo ale , M. (2015). *A bene t-cost analysis of City Connects*. *Center for Bene t-Cost Studies of Education*, Teache College, Col mbia Uni e i . Re ie ed f om [aic1.qaepace.com/aic/583b86882e69cfc61c6c26d-c/58cfdc-ba1b631bf52d377cd8/1490017468049/Ci Connec .pdf](https://www.aic1.qaepace.com/aic/583b86882e69cfc61c6c26d-c/58cfdc-ba1b631bf52d377cd8/1490017468049/Ci Connec .pdf).
34. Bo den, A. B., Bel eld, C.R., Le in, H.M., Shand, R., Wang, A., & Mo ale , M. (2015). *A bene t-cost analysis of City Connects*. Cenefo Bene -Co S die of Ed ca ion, Teache College, Col mbia Uni e i .
35. In e nal calc la ion ba ed on: Bo den, A. B., M oga, A., Wang, A., Shand, R., Le in, H. (2018). *Examining systems of student support*. *Center for Bene t-Cost Studies of Education*, Teache College, Col mbia Uni e i . [aic1.qaepace.com/aic/583b86882e69cfc61c6c26dc/5b-c4d-8d4e4966bc550288a1c/1539627225062/Bo den_e al_ESSS_2018.pdf](https://www.aic1.qaepace.com/aic/583b86882e69cfc61c6c26dc/5b-c4d-8d4e4966bc550288a1c/1539627225062/Bo den_e al_ESSS_2018.pdf).
36. Wa e Gi h, J. (2018). *Connecting Children and Families to Resources: A Field Guide*. Cenefothing Child en, Bo on College.
37. Wa e Gi h, J. (2018). *Connecting Children and Families to Resources: A Field Guide*. Cenefothing Child en, Bo on College.
38. Moo e, K.A., Caal, S., Ca ne , R., Lippman, L., Li, W., M enk , K., M phe , & Te ian, M.A. (2014). *Making the grade: Assessing the evidence for integrated student supports*. Wa hing on, D.C.: Child T end . Re ie ed f om [child end .o g/p blica ion / making- he- g ade- a e ing- he- e idence-fo-in eg a ed- den - ppo .](https://www.childend.org/publication/making-the-grade-a-eing-he-e idence-fo-in eg a ed- den - ppo .)
39. J nge, M. & K a ic, S. (2016) *Using federal education formula funds for school turnaround initiatives: Opportunities for State Education Agencies*. Cene on School T na on nd a We Ed; U.S. Depa men of Ed ca ion. (2009). *Using Title I, Part A ARRA Funds for grants to local educational agencies to strengthen education, drive reform, and improve results for students*. Q&A E-15 (Sep embe 2009) a ailable a [2.ed.gov/polic/gen/leg/eco e/g idance/ile-i-efo m.doc](https://www2.ed.gov/polic/gen/leg/eco e/g idance/ile-i-efo m.doc); [i.e.o.g/doc/ad oca- e o ce/ile-i-fac-hee-fo-e_a_nal.pdf](https://www2.ed.gov/doc/ad oca- e o ce/ile-i-fac-hee-fo-e_a_nal.pdf); O ce of Comm ni Se ice . (2018). CBSG fac hee . Re ie ed f om [.acf.hh .go /oc / e o ce/cb-fac - hee .](https://www.acf.hhs.gov/oc/eo/ce/cb-fac-hee)
40. Jacob on, J. (2018). A po e f l con e gence: Comm ni school and ea l childhood ed ca ion. *Phi Delta Kappan*, 99(5), 19-24. Re ie ed f om [.kappanonline.o g/da id-jacob-on-po e f l-con e gence-comm ni -school-ea l-childhood-ed ca ion/](https://www.kappanonline.org/da id-jacob-on-po e f l-con e gence-comm ni -school-ea l-childhood-ed ca ion/).
41. Cenefothing Child en (2018). *City Connects: Intervention and impact*. Che n Hill, MA: Cenefothing Child en, Bo on College.
42. Ha ood, A. (2019, Jan a 10). U ing da a o p omo e den cce in Salem [Blog po]. Re ie ed f om [ci connec blog.o g/2019/01/10/ing-da-a-o-p-omo-e-den-cce-in-salem/](https://www.ciconnec.blog.o.g/2019/01/10/ing-da-a-o-p-omo-e-den-cce-in-salem/).
43. Cenefothing Child en (2019).

53. An act to add Chapter 12 (commencing with Section 49710) to Part 27 of Division 2 of Title 2 of the Education Code, relating to pupils, led February 10, 2018.
54. Behning, R. (2018, November, 13). Personal interview.
55. Michigan Legislature (2018), HB 5912.
56. Pennsylvania General Code (2018), HB 2427.
57. Walsh, M. & Wang, J. (2016). *Improving student achievement by meeting children's comprehensive needs*. In Memo to the President on the Future of U.S. Education Policy. Washington, DC: Brookings Institute.
58. Cobb, A. & Schmitt, K. (2017). *Washington integrated student supports protocol*. Center for the Improvement of Student Learning, OSPI. Retrieved from [k12.wa.gov/CISL/ISS/pbdoc/WISSP.pdf](#).
59. A.B. 275, 2017 79th Reg. Session (NV, 2017).
60. Massachusetts Department of Elementary and Secondary Education (2018). *Systemic Student Support (S3) Academy*. Retrieved from [doe.mass.gov/education/3-academ.html](#).
61. Nevada Department of Education Department of Education (2017). *Nevada Department of Education Consolidated State Plan Under the Every Student Succeeds Act*. Retrieved from [https://doe.nv.gov/loadedFile/ndedoen/go/conen/Board_Commission/Co ncil/ESSA_Ad _Go p/Ne adaS bmi edCon olida edPlanFinal.pdf](#)

